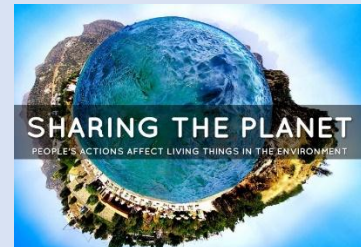




The Revival of Tradition



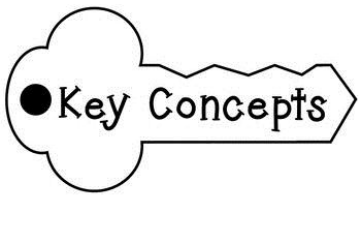
Introductory Letter 2020-21
Theme-3 Sharing the Planet
Grade 2






13th August 2020.

Dear Parents,

With great enthusiasm and confidence we begin T.D. theme 3-**Sharing the Planet**. Parents and teachers are guiding light in the student's life. When we work together, it sends the message that, "We're together in this" and "Together we can". Therefore, it is vital that we share planning for the students' instructional need. A positive relationship between us will help child feel good about his/her learning.

	<p>Human choices support the earth's resources</p>
<p>LINES OF INQUIRY</p> 	<ul style="list-style-type: none">➤ Need of resources in day to day life.➤ Impact of people's choices on the natural resources.➤ Ways in which Earth's resources can be used wisely.
	<ul style="list-style-type: none">➤ PERSPECTIVE – Learners will share their views on the importance of natural resources and cultivate idea to conserve them.➤ CHANGE – Learners will display understanding that an individual can bring in change- to support the earth's resources by practicing right choices.➤ RESPONSIBILITY – Learners will realize their responsibilities towards earth and identify ways to preserve earth's resources.

	<ul style="list-style-type: none"> ➤ Inquirer – Learners will explore importance of resources need to conserve them. ➤ Caring – Learners will inculcate the caring attitude towards mother earth and its resources.
	<ul style="list-style-type: none"> ➤ Thinking skills – Learners will develop thinking skills and logically think about how resources can be conserved for the future generations. ➤ Research skills – They will investigate various renewable and non-renewable resources and explore wise ways to conserve resources.
	<p>Language, Science, Math, Art, Music, Dance.</p>
<p>Suggested websites -</p>	<p>education.com, newspathworksheet.com, www.twinkl.co.uk, turtle.com</p>

Ways you can support your ward’s learning at home:-

- Discuss with the child about the inquiry process.
- Encourage him/her to take suitable actions [e.g. switching off the lights and fans when not in use, turn off the tap while rubbing your hands.
- You are welcome to report any responsible action taken by your ward as an outcome of his/her learning. We would like to appreciate him/her in the class for such action. We look forward for your support and feedback to make learning enjoyable and successful for our learners.

Thank You.

ENGLISH:

PRONOUNS

**Use of Me, Us, Him, Her, Them, My, Your, His*

Fill in the blanks with suitable pronouns:

1. .Neha and Shalini are early. The teacher will appreciate _____ .
2. _____ bag is old.
3. Trees give _____ so many things.
4. Please give _____ some interesting books to read.
5. These are _____ shoes.
6. There is an old man. Help _____ to cross the road
7. Mamta helps _____ mother in the kitchen
8. Ravi is a good boy. _____ parents love him.

****Do pages 44 and 45 of Grammar book.**

MATHS :

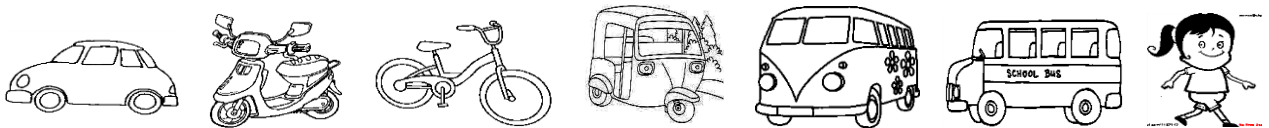
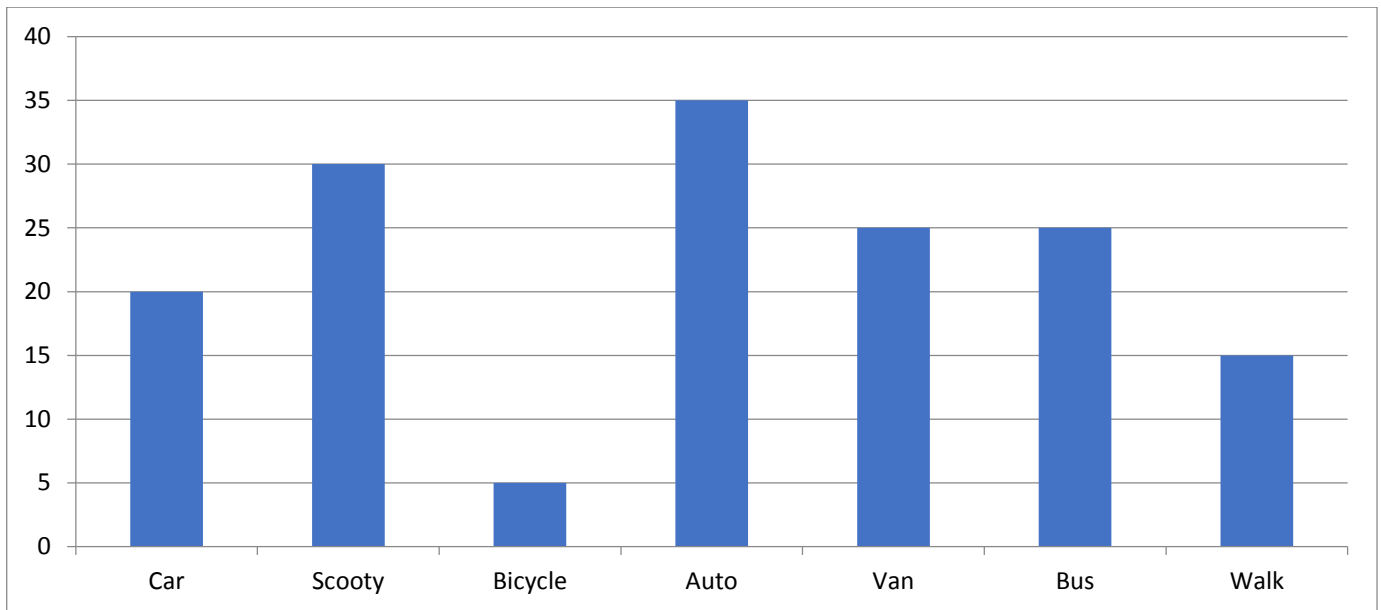
BAR GRAPH

Watch the video to understand the concept of Bar graph.

<https://www.youtube.com/watch?v=InSlfcmVt0Y&t=3s>

Task : 1

Bar graph showing how children comes to school every day. Study the graph carefully, represent data with the help of **tally marks** and answer the following questions:



a. How many children come by scooty?.....



b. How many children come by bicycle?



c. How many children come by car?.....



d. How many children come on school bus?.....



e. How many children come by school van?.....



f. How many children walk and come to school?.....



g. How do most children come to school?.....

Task : 2

Five kids walk through library and grabbed books of their interest. Following data shows the number of pages read by each of them. Show the data through **tally marks** and draw a **bar graph** with an appropriate title.

Names	Number of pages	Tally Marks
Ram	40	
Gita	24	
Navya	64	
Anu	32	
Pramod	56	

Answer the following questions:

- Q.1 What unit of scale is used to display the number of pages read?
- Q.2 Write names who have read less than 40 pages.
- Q.3 How many pages do Ram and Gita read in all?
- Q.4 Who read least number of pages?
- Q.5 Who read maximum number of pages?

Note: **Revise table 2 to 9

**Revise Pictograph and Bar graph for assessment.

HINDI :


बिंदु, चंद्रबिंदु और विसर्ग

- बिंदु (अं) यानि अनुस्वार, जिसका चिह्न (ं) होता है ।
- अनुस्वार (ं) व्यंजन के ऊपर लगाते हैं ।
जैसे:- बंदर, पंखा, पतंग, घंटी, शंख आदि ।
- चंद्रबिंदु (अँ) यानि अनुनासिक, जिसका चिह्न (ँ) होता है ।
जैसे:- गाँव, साँप, चाँद, ऊँट, पाँच आदि ।
- कुछ शब्दों में (अः) विसर्ग (ः) चिह्न का भी प्रयोग किया जाता है ।
जैसे:- अतः, प्रातः, नमः, पुनः आदि । हिंदी भाषा में विसर्ग (ः) की मात्रा वाले शब्द बहुत कम मिलते हैं ।

अभ्यास-कार्य


१. अनुस्वार (ं) और अनुनासिक (ँ) लगाकर शब्द पूरे करें -
ठड, सुदर, चदा, अदर, पख, रग, कस, गगा
गाठ, दात, तागा, बास, हसना, बाध, बूद, आख

२. चित्र देखकर खाली स्थान भरें -

(क).  _____ जंगल में भागा ।

(ख). पंडित ने  _____ बजाया ।

(ग). शंकर ने  _____ फहराया ।


(घ). मंगल  _____ लाया ।

(ङ). अंकुर ने  _____ देखा ।


(च). कंचन ने  _____ खेला ।

3. अनुनासिक (ँ) लगाकर खाली स्थान भरें -

(क). भावना के  _____ सुंदर हैं ।

(ख). ईद का  _____ निकल आया ।

(ग). यह मेरी  _____ है ।

(घ).  की _____ बहुत बड़ी होती है ।

4. शब्द पढ़ें और लिखें - (विसर्ग) (:)

अतः _____

पुनः _____

प्रातः _____

छः _____

ART:

On the occasion of Independence Day, Let's make a Tricolour Headband. Watch the video carefully and follow the instructions.

<https://www.youtube.com/watch?v=1vt8-ksFzY&feature=youtu.be>

PE:

Watch the video and practice to stay fit and healthy.

<https://www.youtube.com/watch?v=8jTDUzZ1JFc&feature=youtu.be>

DANCE:

Watch the video and practice to some warmup exercises before dance.

<https://www.youtube.com/watch?v=voil6ENLo80&feature=youtu.be>